

WORKRITE POISE



CHANGE THE WAY YOU VIEW YOUR WORK

The Workrite Poise™ monitor arm features a parallel linkage design with adjustable pneumatic counter balance that floats the monitor above the work surface. Available in four versions from single to dual, for lighter weight to heavier monitors. Workrite Poise will support your unique display configuration. A simple touch with your fingertip will easily change the position of the Workrite Poise while the monitor remains perfectly parallel.

The Workrite Poise has a range of adjustment to meet the user's need for visual acuity and individual preference that is unmatched in the industry as well as several thoughtful features built in. Graphic indicators are molded into the arm to assist in adjustment long after installation. The cable management system neatly organizes cables out of sight. Optional features include multiple mounting options and quick release monitor bracket for installation flexibility.



Single, Extended, Heavy Duty, Twin & Dual Poise are available in Graphite and Silver.



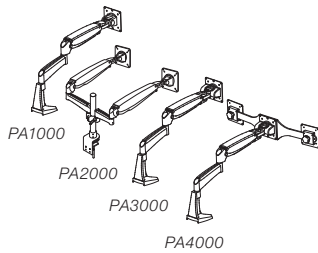
Poise Heavy Duty supports monitors from 18 lbs. up to 42 lbs.

LET WORK
COME TO LIFE™

Workrite
ergonomics®

WORKRITE POISE™

Products listed on this page are available through GSA Contract GS-28F-0030S SIN #711-2 (Schedule 71)



All configurations feature:

- 160° tilt range (+70°/- 90°), 360° pivot at base and arm connections, 180° pivot at monitor mounting
- 4" stored depth
- Parallel linkage design keeps monitor perfectly parallel when adjusting vertically
- Adjustable pneumatic counter balance
- Clamp mount version includes two piece C-clamp and separate grommet clamp (shown) for surfaces of 3/4" - 2 1/8" thickness
- For customized control, including touch-screen use, tension is adjustable at all pivot points
- Integral cable management neatly stores cables
- For security, monitor attached with 4 screws
- VESA monitor mount for 75mm and 100mm standard
- Optional VESA bracket for VESA 100 mm x 200 mm mounting for all single monitor applications
- 80% recyclable at end of life
- 10 year warranty



Parallel mechanism keeps screen ergonomically correct.



Poise spans the deepest desk then folds down to just 4".



Increase productivity with Twin monitor configurations in vertical or horizontal orientation.

Single configuration features:

- Supports monitors from 8 lbs. up to 22 lbs.
- 23 1/4" reach, 17 1/2" height range
- 180° rotation of monitor to quickly change from landscape to portrait orientation

Extended configuration features:

- All the features of Poise PA1000 plus an additional extension arm provides 7" more horizontal reach - 30 1/4" total reach

Heavy Duty configuration features:

- All the features of the Poise PA1000 plus additional support for monitors from 18 lbs. up to 42 lbs.

Twin configuration features:

- All the features of the Poise PA1000 plus additional support for two monitors from 7 lbs. up to 18 1/2 lbs. each
- Can be installed for either landscape or portrait orientation both vertically or horizontally
- Actual (not diagonal) monitor width not to exceed 24 1/4" each
- Twin mounting plate orients monitors slightly inward towards viewer

Dual configuration features:

- All the features of the Poise PA1000 plus additional support for two monitors on two articulating arms
- Each arm supports monitors up to 22 lbs. and has 23 1/4" reach

Configuration	Mounting	Color	Model #	Weight
Single	C-Clamp & Grommet Mount (shown)	Silver	PA1000-S	12
		Graphite	PA1000-B	12
	Sierra Tool bar & Privacy Panel	Silver	PA1000-ST-S	11
		Graphite	PA1000-ST-B	11
	Wall mount & other tool bar & panel systems †	Silver	PA1000-WM-S	11
		Graphite	PA1000-WM-B	11
Slatwall bracket mount		Silver	PA1000-SW-S	11
		Graphite	PA1000-SW-B	11
Extended	C-Clamp & Grommet Mount	Silver	PA1500-DB-S	13
		Graphite	PA1500-DB-B	13
Heavy Duty	C-Clamp & Grommet Mount	Silver	PA3000-S	13
		Graphite	PA3000-B	13
Twin	C-Clamp & Grommet Mount	Silver	PA4000-S	18
		Graphite	PA4000-B	18
Dual	C-Clamp Mount	Silver	PA2000-C-S	18
		Graphite	PA2000-C-B	18
	Grommet Mount	Silver	PA2000-G-S	17
		Graphite	PA2000-G-B	17

† NOTE: Must order panel mount separately (see Pricing and Specification Guide)

Accessories

Laptop Holder	Silver	LTH-1-S	4
<ul style="list-style-type: none"> • Fits Poise single or dual monitor arms, order separately • Accommodates most popular 13", 15" and 17" laptops measuring from 12"-16 1/2"W x 8"-11"D • Depth adjusts 10"-14" allowing use of docking stations • Adjustable sidebars keep laptops from shifting • Formed front edge with open area for touchpad controls • Vented for cooling, silver powdercoat finish, steel construction 			

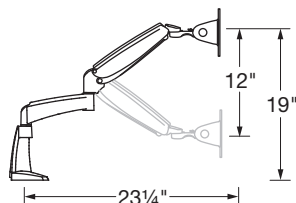


iPad Holder	Silver	IPH-1-B	2
<ul style="list-style-type: none"> • Securely mount generation 2, 3 & 4 iPad • Two piece frame design with thumb screws & Phillips screws provided to securely hold your iPad • Not intended for frequent iPad removal • Black metal frame 			

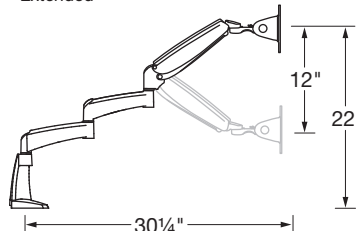
Size			
VESA Mounts	100mm x 200mm	PA-MIS-E	3
Quick Release Adaptor		SAQREL	1
Ballast Plate		4400235	2

Specifications:
Reach

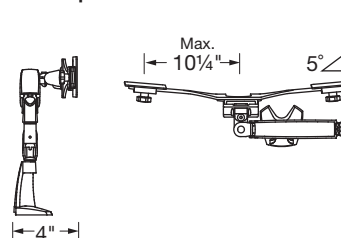
Single, Heavy Duty & Twin



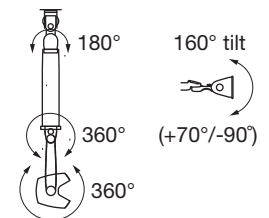
Extended



Stowed depth



Pivot & tilt



Workrite Ergonomics, Inc. 2277 Pine View Way, Suite 100, Petaluma, CA 94954
www.workriteergo.com 800.959.9675

©2012 Workrite Ergonomics | All referenced company and product names are trademarks, registered trademarks or copyrights of their respective holders.

1400219-1112 Subject to change without notice.

Workrite
ergonomics®